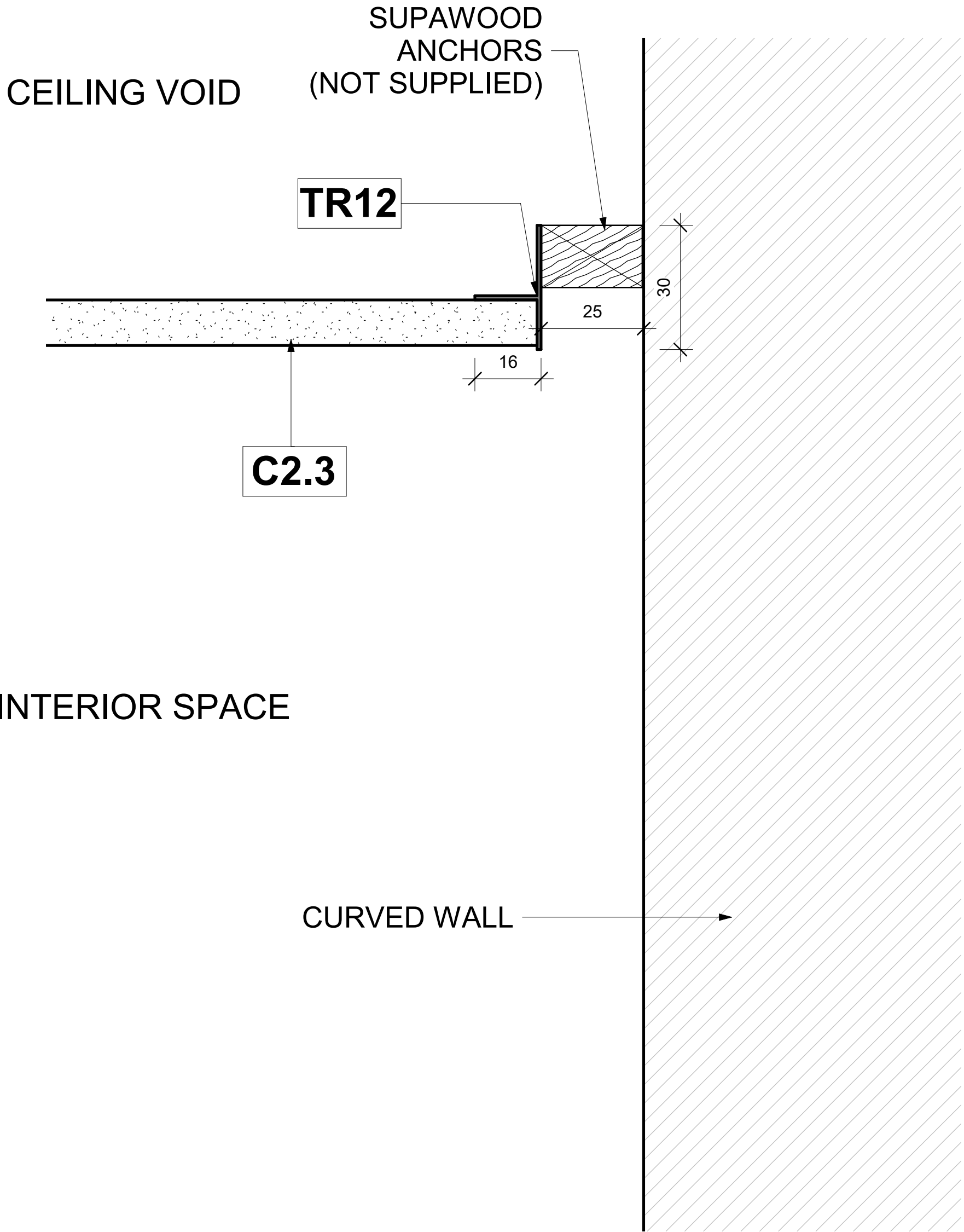
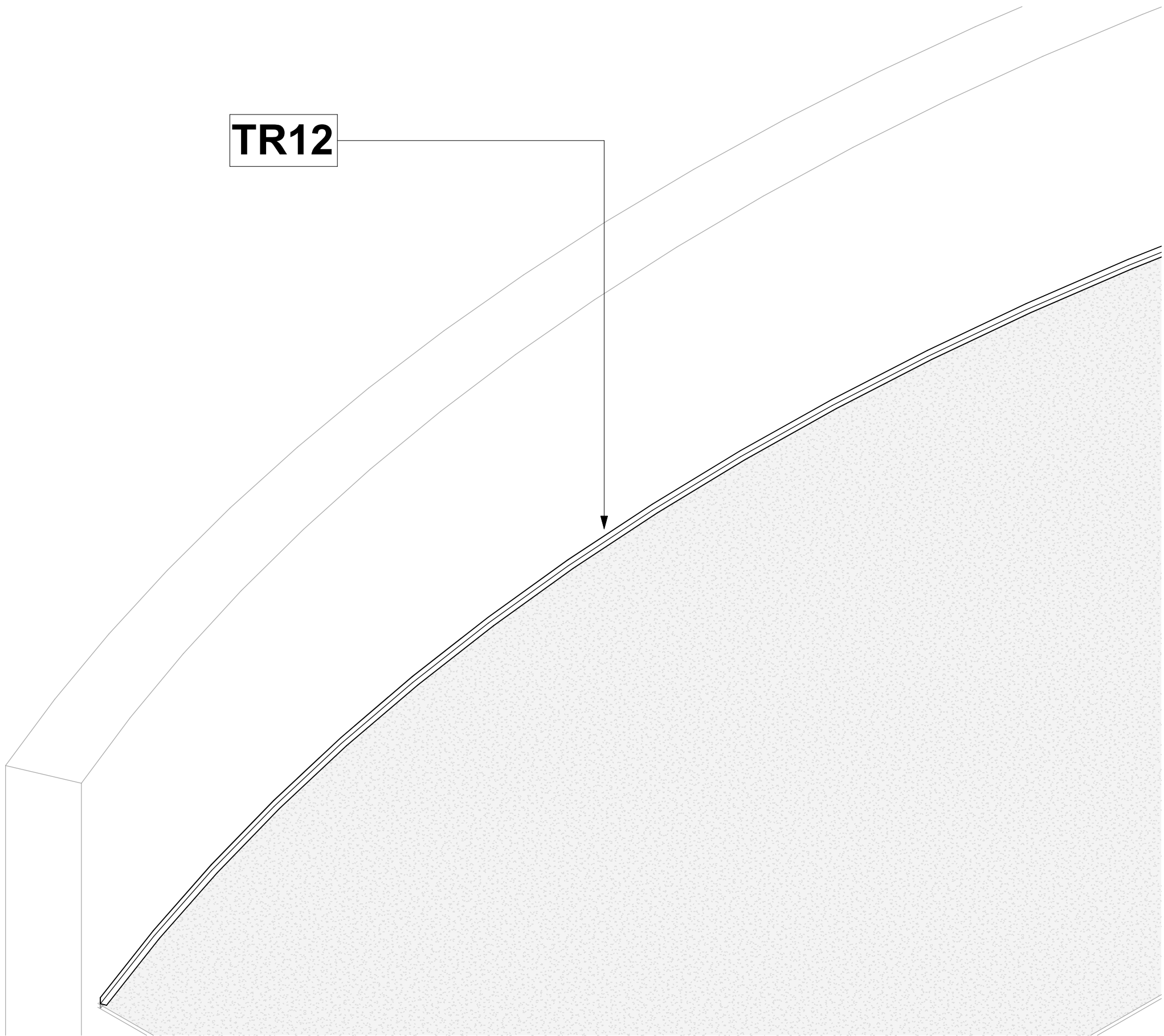

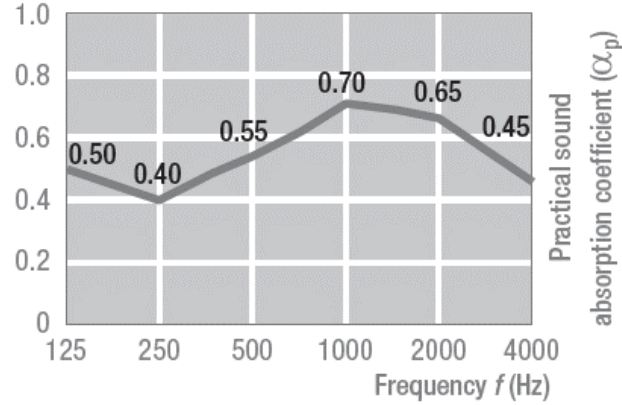


Ceiling Trims - Plaster Curve Trim

Keynote Legend	
Key Value	Keynote Text
C2.3	Supply and install 3600mm JUMBO Main Tees at 1200mm centres in one direction and 1200mm JUMBO Cross Tees at 600mm centres perpendicular to Main Tees. Main Tees to be suspended at 1200mm centres by means of 25 x 25 x 0.6mm galvanised steel angle, hangers fixed to bulb of Main Tee with wafer tek screws/steel pop rivets and to slab with 6 x 30mm express nails and washers.
TR12	Supply and fit white epoxy coated aluminium Pelican Plaster Curve Trim with 16mm radiused supawood with 5 x 25mm anchors at 450mm centres.



TR12 - Plaster Curve Trim - Section  
Scale 1 : 1

TR12 - Ceiling Trims - Plaster Curve Trim	
System	Ceiling Trims
Type of Product	Plaster Curve Trim
Recommended Areas	A ceiling profile designed to facilitate a radius wall with a flush plastered ceiling. Used with 16mm radiused Supawood to create a Shadowline on the perimeter.
Technical Spec	30mm x 12mm
Material	Aluminium & Powder Coating
Picture	
Size and Thickness	4.0m
Colour Options	White
Building material information	N/A
Fire Protection	N/A
Sound absorption	N/A
Sound attenuation	N/A
Sound insulation	N/A
Practical sound absorption coefficient (α <sub>p</sub> )	
Light reflectance	N/A
Thermal conductivity	N/A
Air permeability	N/A
Humidity	N/A
Green Rating	N/A
Specifications	Supply and fit white epoxy coated aluminium Pelican Plaster Curve Trim with 16mm radiused supawood with 5 x 25mm anchors at 450mm centres.
Notes	