

## Pelican Systems JUMBO Flush Plastered Grid System

Supply and install 3600mm JUMBO Main Tees at 1000/1200mm centres in one direction and 1000/1200mm JUMBO Cross Tees at 300mm (7mm board) / 400mm (9mm board) / 500mm (8mm board) centres perpendicular to Main Tees. Main Tees to be suspended at 1200mm centres by means of 25 x 25 x 0.6mm galvanised steel angle, hangers fixed to bulb of Main Tee with wafer tek screws / steel pop rivets and to slab with 6 x 30mm express nails and washers. Fit 7/9/8mm JUMBO Plasterboard to the underside of grid system with tapered edge of board facing down with 25mm drywall screws at 150mm centres. Fix JUMBO fibre tape to all joints and finish with JUMBO jointing compound.





**\*NOTE:** All ceilings should be installed in accordance with the current code of practice for ceiling installation adopted by the South African Building Interior System Association (SABISA). Care should be taken to ensure that the fixing used for the suspension points should be able to support a safety factor of three times the design load of the ceiling. Suspended ceilings are not designed to take the weight of services personnel walking around on its surface. The ceiling erection should take place at a later stage in the building contract when the area is clean and there is less likelihood of damage from other trades and exposure to the elements.



KZN Head Office: (031) 563 7307  
[www.pelican.co.za](http://www.pelican.co.za)  
[info@pelican.co.za](mailto:info@pelican.co.za)

Find this specification on



 ceiling systems  partitioning systems  opening systems  flooring systems